


Court Statistics



THE RHODE ISLAND JUDICIARY'S QUARTERLY CASEFLOW REPORT

Volume 32, Number 2, June 2011

HIGHLIGHTS

FOR THE FIRST HALF OF 2011

SUPREME COURT'S DISPOSITION RATE EXCEEDED 100 PERCENT

SUPERIOR COURT'S CASES PENDING TRIAL DECREASED BY 13% COMPARED TO LAST YEAR

FAMILY COURT JUVENILE DISPOSITIONS EXCEEDED PETITIONS FILED STATEWIDE

IN DISTRICT COURT MISDEMEANORS PENDING STATEWIDE DROPPED 15% COMPARED TO LAST YEAR

WORKERS' COMPENSATION COURT DISPOSITIONS EXCEEDED FILINGS FOR THE SEVENTH CONSECUTIVE YEAR

THE TOTAL NUMBER OF MONTHS PENDING IN THE TRAFFIC TRIBUNAL DECREASED BY 19% OVER LAST YEAR

Supreme Court

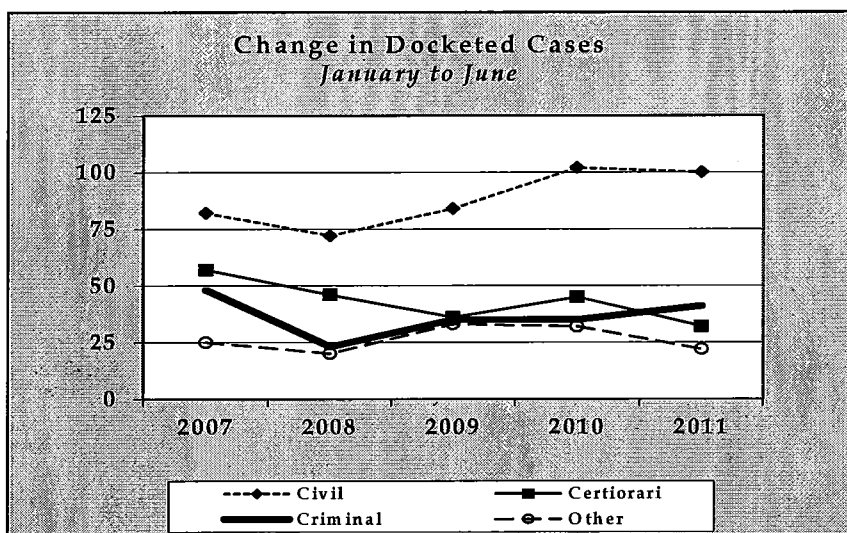
FILINGS

This report covers the first half of calendar year 2011. There were 195 Supreme Court cases docketed through the second quarter which was 19 (9 percent) fewer than those docketed during the first half of last year. Compared to last year, appeals decreased in all categories, with the exception of criminal appeals, which increased by 6 (17 percent). Civil appeals decreased by 2 (2 percent),

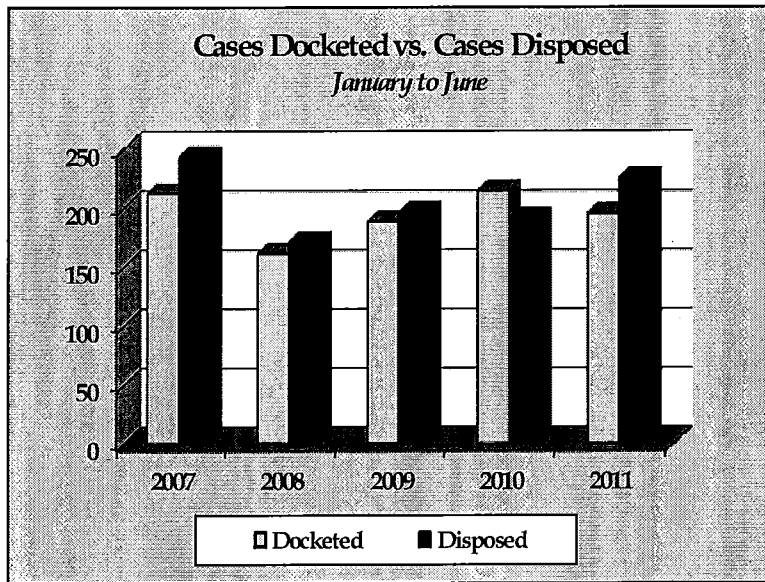
while certiorari appeals and miscellaneous appeals dropped by 13 and 10 (29 and 31 percent), respectively, for the first half of 2011.

DISPOSITIONS

Contrary to last year, dispositions exceeded new appeals filed for the first half of the year. The total number of appeals disposed through June was 225 (30 more than docketed). As explained in more detail below, 17 (less than 1 percent) of the 225 dis-



positions occurred during some stage of the Appellate Mediation Program (AMP).



Of the 225 dispositions during the first half of the year, 125 (56 percent) of the appeals were disposed before oral argument, 79 (35 percent) were disposed after show cause, and the remaining 21 (9 percent) were disposed after full oral argument. During the first half of 2011, the Supreme Court published 108 written decisions, including 17 orders and 91 opinions. This is an increase of 15 (16 percent) from the decisions written last year. Of the 225 dispositions through June, 35 percent were disposed within 180 days, and a total of 41 percent were disposed within 300 days.

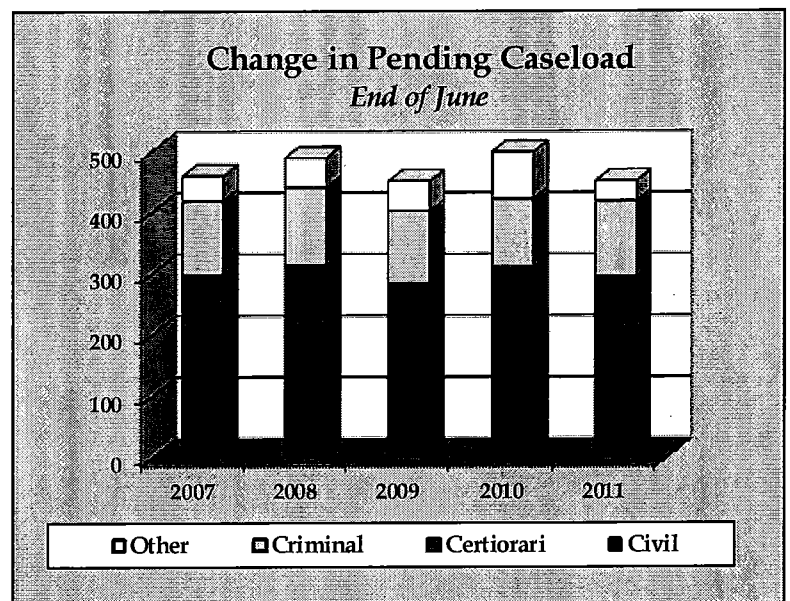
PENDING CASELOAD

As of June 30, 2011, the pending caseload was 450, a decline of 48 (10 percent) compared to last year (498) at the end of the period. This was the result

of a decrease or no change in pending appeals in all categories except criminal appeals where they rose by 11 (10 percent), since last year. Compared to last year, pending civil appeals dropped by 15 (7 percent), miscellaneous appeals by 44 (58 percent), and certiorari appeals (83) remained the same as last year.

APPELATE MEDIATION

Through the second quarter, there were 90 new cases screened through the AMP. Of the 90 cases screened, 44 were deemed either ineligible or inappropriate. During this time period, 17 cases were disposed at some stage in the mediation process, representing a 37 percent disposition rate. Thirteen of the 17 dispositions were settled at or after mediation, while the remaining 3 were dismissed or withdrawn at an earlier stage in the mediation process. As of June 30, 2011, there were 41 cases active in the program.



Superior Court

FELONY FILINGS

Statewide felony filings in Superior Court decreased through the second quarter of 2011 compared to last year. The number filed dropped by 127 (4 percent) from 3,008 to 2,881. Felony filings decreased in every county, except Kent where they rose by 181 (57 percent). In Providence/Bristol County, felony filings declined by 124 (6 percent); in Washington County, by 125 (40 percent); and in Newport County, by 59 (27 percent).

FELONY DISPOSITIONS

For the first half of the year, the statewide felony disposition rate was 95 percent. In Providence/Bristol County the disposition rate was 94 percent, and in both Washington and Kent Counties, it was 99 percent. Felony dispositions exceeded filings in Newport County in the second quarter.

TIME TO DISPOSITION - FELONIES

The Superior Court established a goal of 180 days for the disposition of felonies and achieved this in 68 percent of the cases during the first half of 2011. This goal measures the time from a felony is filed to the case disposition. Newport County disposed 71 percent

<i>Felony Filings</i>	2007	2008	2009	2010	2011
Providence/Bristol	2,437	2,122	2,038	2,153	2,029
Kent	392	365	376	319	500
Washington	256	247	215	315	190
Newport	129	155	150	221	162
Total	3,214	2,889	2,779	3,008	2,881
<i>Misdemeanor Filings</i>					
Providence/Bristol	79	65	25	61	54
Kent	23	24	10	26	22
Washington	25	11	11	14	12
Newport	17	31	28	36	10
Total	144	131	74	137	98
<i>Civil Filings</i>					
Statewide	4,660	6,156	5,472	5,715	5,425
<i>Civil Cases Added to the Trial Calendar</i>					
Providence/Bristol	550	671	614	533	432
Kent	123	156	154	134	111
Washington	83	71	79	90	70
Newport	67	66	56	43	47
Total	823	964	903	800	660


of their felony caseload within 180 days. Washington County met the 180 day guideline in 69 percent of the felonies disposed through June, while Kent and Providence/Bristol Counties achieved it in 83 and 63 percent of the cases, respectively.

PENDING FELONY CASELOAD

The number of felonies pending statewide totaled 2,774 at the end of June, decreasing by 14 percent (445) from last year. Of the 2,774 felonies pending, 50 percent (1,376) were pending over 180 days from filing. Providence/Bristol County had 1,268 cases over 180 days old; Kent County had 49; Washington County, 27; and Newport County had 32.

MISDEMEANOR FILINGS

Misdemeanor appeals through the second quarter dropped by 39 (29 percent), decreasing



from 137 last year to 98 in 2011. The decline in misdemeanor appeals occurred in all four counties.

MISDEMEANOR DISPOSITIONS

For the first half of the year, misdemeanor dispositions exceeded filings in all counties, except Newport, where they had a 90 percent disposition rate.

TIME TO DISPOSITION - MISDEMEANORS

The goal for disposing misdemeanor appeals in Superior Court is 90 days, which is measured from filing to disposition. Statewide, Superior Court met this goal in 36 percent of cases, with Newport County having the largest percentage of misdemeanors disposed within 90 days, 56 percent (5 cases). In Providence/Bristol County 20 percent (9) of the misdemeanors were disposed within 90 days, while in both Kent and Washington Counties, it was 50 percent (13 and 7), respectively.

PENDING MISDEMEANOR CASELOAD

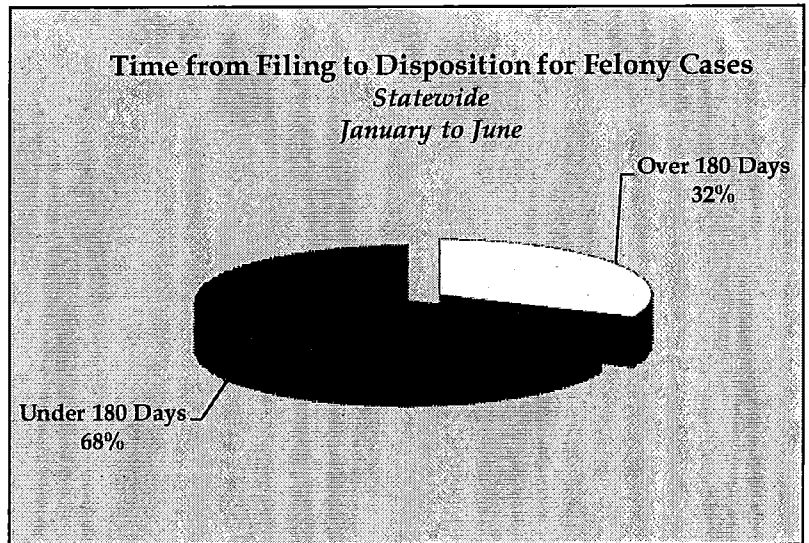
At the end of June, there were only 154 misdemeanor appeals pending statewide, and 71 percent (110) were over 90 days old.

CIVIL FILINGS

Civil filings totaled 5,425 for the first half of 2011, decreasing by 290 (5 percent) from last year. With respect to civil dispositions through June, the number dropped from 3,789 in 2010 to 3,700 in 2011, a decline of 89 (2 percent).

CIVIL CASES ADDED AND DISPOSED - TRIAL CALENDAR

Similar to the drop in civil filings, the number of cases added to the civil trial calendar statewide through June decreased by 140 (18 percent) compared to the first half of last year. Cases added to the civil trial calendar decreased in all counties, except Newport County which had an increase of 4 (9 percent). Providence/Bristol County dropped by 101 (19 percent), Kent County by 23

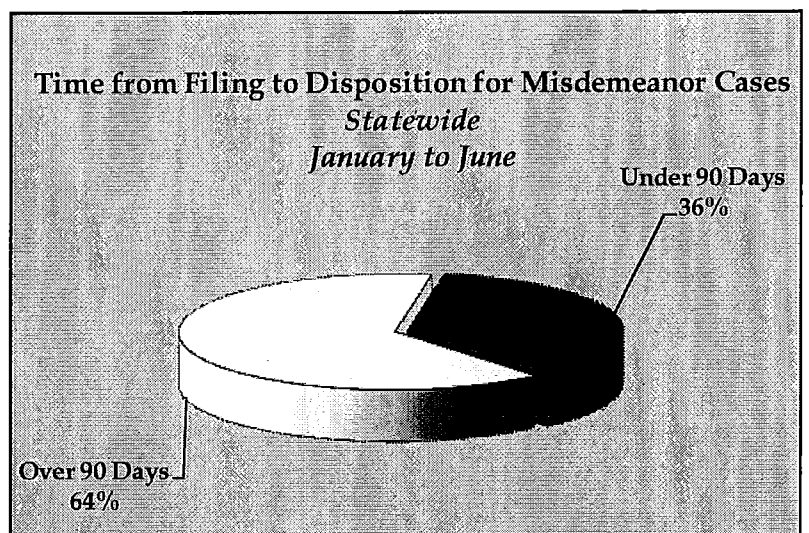


(17 percent), and Washington County decreased by 20 (22 percent), compared to last year.

All four counties disposed more civil cases than were added to the trial calendar in the first half of 2011, resulting in disposition rates that exceeded 100 percent.

PENDING CIVIL CASELOAD - TRIAL CALENDAR

At the end of the period, the number of civil cases pending trial statewide declined by 241 (24 percent). In Providence/Bristol County, the number of cases pending dropped by 151 (19 percent), while in Kent County they decreased by 28 (8 percent). In Washington and Newport Counties, the number of cases pending dropped by 59 and 3 (51 and 64 percent), respectively.



Family Court

JUVENILE FILINGS

In the first half of 2011, Family Court juvenile filings decreased by 13 percent compared to last year, dropping by 624 from 5,012 to 4,388. Statewide there was a decline in juvenile petitions filed for every case type, with the exception of the general category of "other" petitions, which increased by 2 (6 percent) and adoption/guardianship, which remained the same. Termination of parental rights (TPR) petitions decreased by 49 (31 per-

cent), while dependency/neglect/abuse petitions (DNA) declined by 103 (12 percent). Furthermore, both violations and wayward/delinquent petitions dropped by 13 percent (63 and 411, respectively).

When reviewing filings by location, compared to a year ago, juvenile filings through the second quarter were lower in all counties. In both Providence/Bristol and Washington Counties, juvenile filings decreased by 12 percent. Providence/Bristol County filings dropped by 451 and those in Washington County decreased by 49. Kent County filings dropped by 60 (10 percent), and filings were down in Newport County by 64 (20 percent) during the first half of the year.

<i>Juvenile Filings by Case Type</i>	2007	2008	2009	2010	2011
Wayward/Delinquent	3,964	3,792	3,233	3,247	2,836
Violations	644	552	439	495	432
Dependency/Neglect/Abuse	909	892	826	833	730
Termination of Parental Rights	184	208	155	158	109
Adoption/Guardianship	231	247	242	245	245
Other	34	31	21	34	36
Total	5,966	5,722	4,916	5,012	4,388
<i>Juvenile Filings by County</i>					
Providence/Bristol	4,320	4,089	3,460	3,634	3,183
Kent	923	835	714	632	572
Washington	435	488	436	425	376
Newport	288	310	306	321	257
Total	5,966	5,722	4,916	5,012	4,388
<i>Divorce Filings by County</i>					
Providence/Bristol	1,573	1,643	1,495	1,594	1,588
Kent	385	395	409	415	427
Washington	267	269	256	307	278
Newport	190	175	148	176	175
Total	2,415	2,482	2,308	2,492	2,468
<i>Abuse Filings</i>					
Statewide	1,132	1,133	1,125	1,159	1,248

JUVENILE DISPOSITIONS

In the wayward/delinquent category, which includes violations of probation and court orders, dispositions exceeded filings in all counties. Similarly, in the child protection category, dispositions exceeded petitions filed in all counties as well in 2011.

TIME TO DISPOSITION - JUVENILE CASES

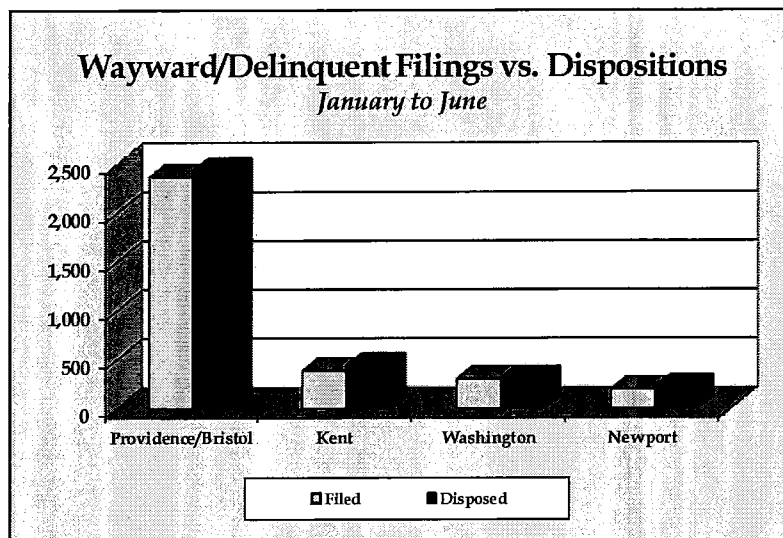
The Family Court has established a timeframe of 180 days as the goal for adjudicating juvenile cases. This goal measures the time from filing until a finding is entered, not the time to final disposition of a case. Through June, Providence/Bristol County adjudicated 63 percent of their wayward/delinquent cases within 180 days (again with vio-

lations included), while in Kent County, it was 53 percent. Washington County adjudicated 67 percent of this caseload within 180 day guideline, and in Newport County, it was 46 percent. For wayward/delinquent cases handled informally, the goal is 45 days. Through the end of the period, 80 percent of the cases met this goal, while 97 percent were handled within 90 days.

In child protection cases statewide, Family Court met the 180 day guideline in 61 percent of the cases for TPR and in 42 percent of the cases for DNA matters. In Providence/Bristol County, 41 percent of the DNA cases and 65 percent of the TPR cases were adjudicated within 180 days.

PENDING TPR CASELOAD

A specific area the court monitors closely is the cases pending on the contested TPR calendar in Providence/Bristol County. At the end of June, 37 cases, representing 27 families, remained on this calendar, and 24 cases representing 17 families are over 180 days old.

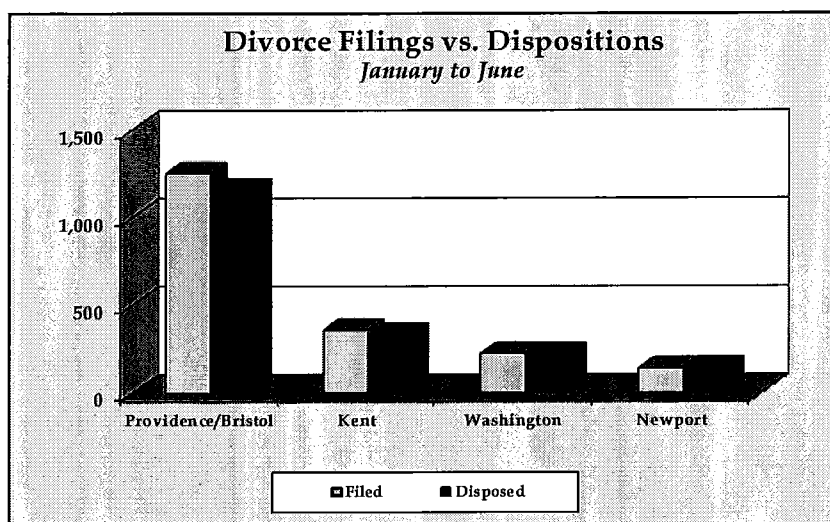


DOMESTIC FILINGS AND DISPOSITIONS

On the domestic side, divorce filings were lower than last year statewide, decreasing by 24 (1 percent). Similarly, filings decreased in all counties, with the exception of Kent County, where they rose by 3 percent (12). Statewide, the disposition rate for divorce filings was 94 percent, while both Providence/Bristol and Kent Counties had a disposition rate of 93 percent. Dispositions exceeded filings in both Newport and Washington Counties during the first half of 2011.

PENDING DIVORCE CASELOAD

At the end of June, the total number of divorce cases pending over a year was 18 statewide. Providence/Bristol County had 3 divorce cases pending over a year, while Kent County had 6. In Newport County, the total was 9, and in Washington County, there were none.



District Court

MISDEMEANOR FILINGS

In District Court, misdemeanor statewide filings decreased through the second quarter compared to last year. The total number filed declined from 13,620 last year to 12,979, a decrease of 641 (5 percent). Similarly filings dropped in all divisions. The Second Division experienced a decrease of 222 (16 percent), while the Third Division dropped by 282 (7 percent). Both the Fourth and the Sixth Divisions saw a decrease of 2 percent (26 and 111), respectively.

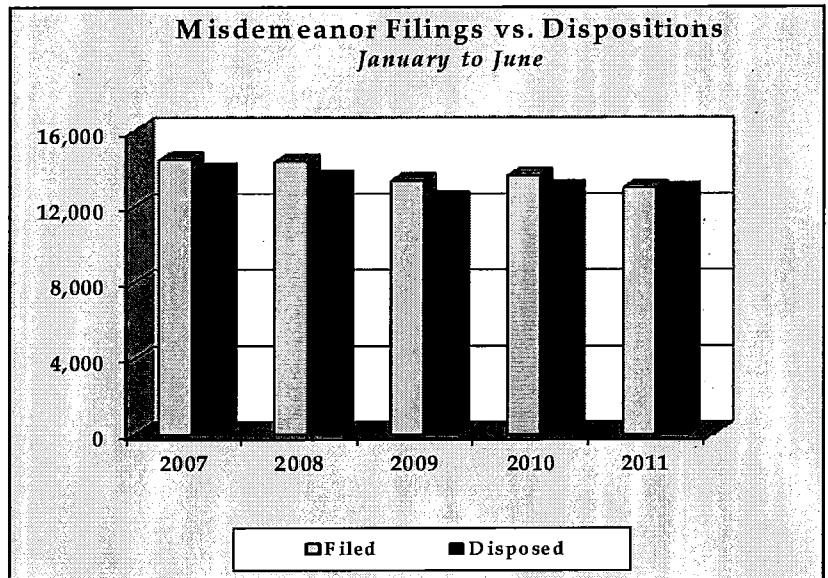
During the first half of 2011, the 12,979 statewide misdemeanor case filings were comprised of 17,840 individual counts. In the Second Division, the 1,201 misdemeanor cases filed represented 1,620 counts, while the Third Division misdemeanor case filings (3,638) resulted in 4,858 counts. Furthermore, the 1,532 misdemeanor cases filed in the Fourth Division included 2,182 counts, and in the Sixth Division, the 6,608 misdemeanor case filings were comprised of 9,180 counts.

MISDEMEANOR DISPOSITIONS

In general, the District Court continued to handle its misdemeanor caseload in a timely and efficient manner. Overall, the statewide disposition rate for misdemeanors was 99 percent through June. Similarly, both the Third Division and Sixth Division had a disposition rate of 99 percent. In the Second Division, the rate was 97 percent, and in the Fourth Division, dispositions exceeded filings for the first half of 2011.

TIME TO DISPOSITION - MISDEMEANORS

The court's goal is to dispose misdemeanors within 60 days of filing. This measures the time period between filing a case and its disposition in the District Court. Statewide, 74 percent of misdemeanors met this goal. Through the second quarter, the Third Division handled 77 percent



of its misdemeanor caseload within 60 days. In the Sixth Division, 72 percent of the misdemeanor cases were disposed within 60 days. Both the Second and Fourth Divisions met the 60 day guideline in 75 percent of its misdemeanor cases.

PENDING MISDEMEANOR CASELOAD

At the end of June, there were a total of 2,755 misdemeanors pending statewide; 75 percent were less than 60 days old, and another 18 percent were between 60 and 180 days old. In the Second Division, the number of misdemeanors pending more than 60 days was 124; in

Misdemeanor Filings	2007	2008	2009	2010	2011
Second	1,167	1,269	1,201	1,423	1,201
Third	3,799	3,660	3,613	3,920	3,638
Fourth	1,848	1,927	1,601	1,558	1,532
Sixth	7,641	7,511	6,941	6,719	6,608
Total	14,455	14,367	13,356	13,620	12,979
Felony Filings					
Courtwide	3,798	3,726	3,532	3,670	3,767
Civil Filings					
Second	640	750	631	660	697
Third	2,371	2,928	3,167	3,246	3,294
Fourth	771	888	749	974	805
Sixth	7,200	8,355	6,656	6,880	6,804
Total	10,982	12,921	11,203	11,760	11,600
Small Claims					
Second	481	451	288	398	400
Third	3,025	3,506	5,409	2,200	2,113
Fourth	663	827	519	466	555
Sixth	5,738	6,662	4,551	4,286	3,956
Total	9,907	11,446	10,767	7,350	7,024
Abuse Filings					
Courtwide	400	479	483	469	430

the Third Division, it was 140; it was 64 in the Fourth Division and 353 in the Sixth Division. The total number of misdemeanors over 60 days old was 681, a decrease from 903 a year ago.

FELONY FILINGS

Statewide, felony filings in the first half of 2011 increased from last year's figures. Felony filings rose from 3,670 to 3,767, representing a 3 percent increase. The number filed rose in all counties except the Fourth Division, where there was a decrease of 17 (6 percent). Felony filings increased in the Second, Third, and Sixth Divisions by 23 (8

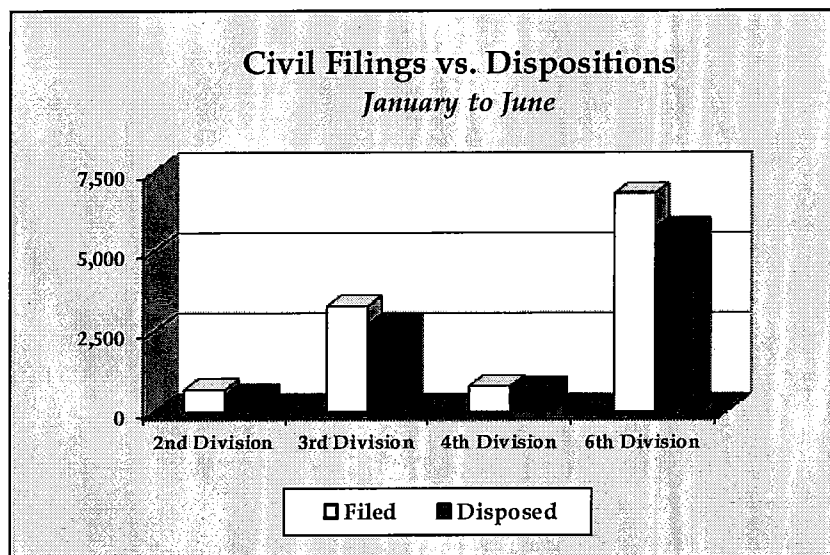
percent), 55 (6 percent), and 36 (2 percent), respectively.

CIVIL FILINGS

On the civil side, statewide filings through June decreased by 160 (1 percent) from 11,760 in the first half of 2010 to 11,600 for the comparable time period in 2011. Filings increased in the Second and Third Divisions, while they dropped in both the Fourth and Sixth Divisions. Abuse filings dropped by 39, representing an 8 percent decrease over last year. In addition, small claims decreased compared to a year ago. Overall, the number of statewide small claims filed declined by 326 (4 percent), from 7,350 to 7,024.

CIVIL DISPOSITIONS

The statewide disposition rate for civil cases was 84 percent, while small claims dispositions exceed filings for the first half of the year.



Workers' Compensation Court

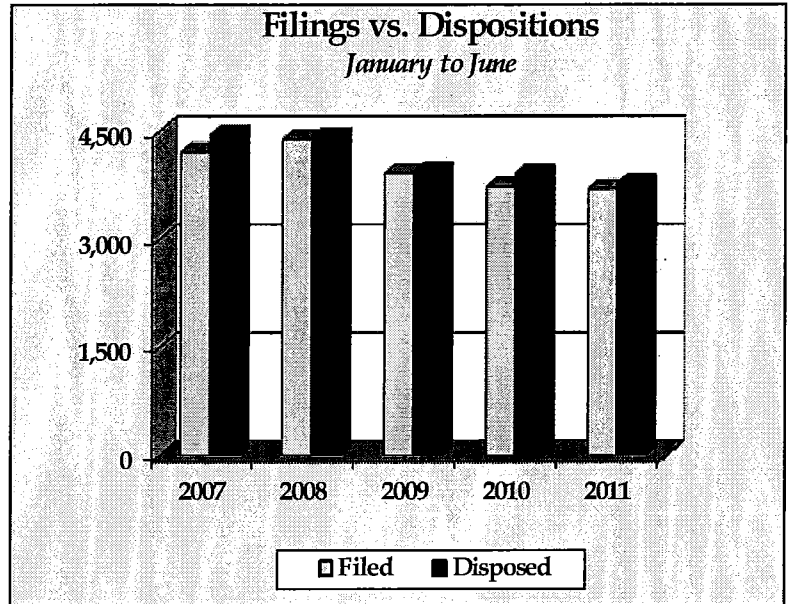
PETITIONS FILED

The number of petitions filed in the Workers' Compensation Court during the first half of 2011 decreased by 30 from last year. A year ago there were 3,728 petitions filed through June, and this year there were 3,698, a decline of 1 percent.

Based on type of case, some petitions decreased compared to a year ago, while others increased. Employee petitions decreased by 89 (9 percent), employer petitions by 27 (4 percent), and petitions to enforce dropped by 76 (19 percent). On the contrary, lump sum settlements increased by 54 (14 percent), miscellaneous petitions rose by 8 (9 percent), petitions for medical by 9 (10 percent), and original petitions by 91 (9 percent).

PETITIONS DISPOSED

Through the second quarter, dispositions exceeded filings. The number disposed (3,771) was 73 greater than the number filed. Cases disposed at the pretrial stage



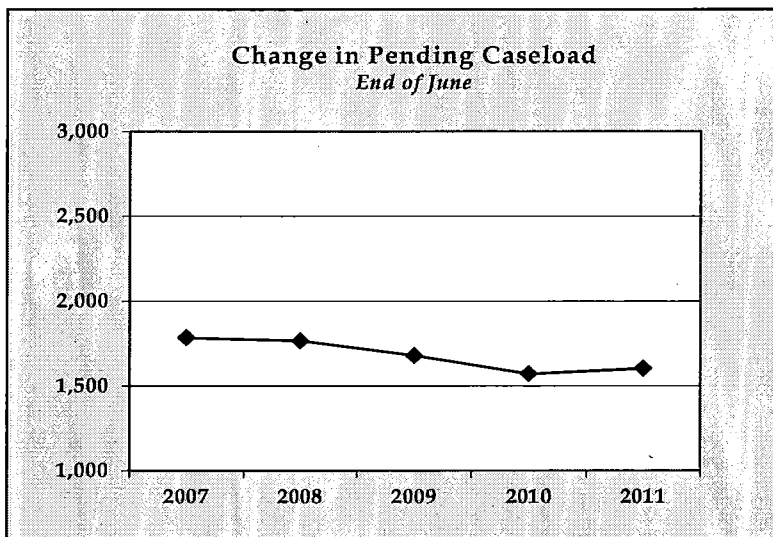
accounted for 74 percent of the total, the same percentage as a year ago.

TIME TO DISPOSITION

The Workers' Compensation Court has established a goal of 90 days for cases to be disposed at pretrial and 360 days for those cases that go to trial. This measures the time from filing to disposition of a petition. The percentage of cases disposed at pretrial within 90 days of filing (88 percent) was slightly lower than a year ago (89 percent). At trial, 90 percent of the cases were handled within 360 days, up from last year's 87 percent.

PENDING CASELOAD

Compared to last year, the total number of petitions pending rose from 1,571 to 1,603, an increase of 32 (2 percent). Similarly, the number pending trial increased by 24 (4 percent) from 657 to 681. The petitions pending trial over 270 days increased by only 1 percent from 228 to 231, representing 34 percent of the total number pending trial.



Rhode Island Traffic Tribunal

SUMMONSES ISSUED

The number of summonses issued to the Rhode Island Traffic Tribunal (RITT) decreased during the first half of 2011, dropping by 9 percent from 44,371 last year to 40,175. RITT summonses accounted for 55 percent of the total summonses issued this period.

Contrary to the overall decrease in RITT summonses, there was an increase in insurance violations, rising by 2 percent (112), compared to last year.

SUMMONSES DISPOSED

During the first half of 2011, RITT filings exceeded dispositions, resulting in a disposition rate over 100 percent. Payments by mail represented 30 percent of total dispositions and decreased by 1,832 (13 percent) over last year's figure. The remaining 70 percent were disposed by court hearings.

<i>Filings</i>	2007	2008	2009	2010	2011
Total Summonses Issued *	115,349	105,777	79,544	75,656	73,661
RITT Summonses Issued	55,452	49,557	46,671	44,371	40,175
Total Violations	67,501	59,740	56,293	54,355	49,345
<i>RITT Dispositions</i>					
Court Hearings	36,627	32,279	31,617	29,764	28,698
Payments by Mail	21,503	18,406	16,697	14,389	12,557
Total Disposed	58,130	50,685	48,314	44,153	41,255

TIME TO DISPOSITION

The RITT has adopted 60 days as the goal for disposing summonses, which measures the time from the initial appearance to disposition. In the first half of the year, 96 percent of all dispositions met this guideline. Furthermore, 78 percent of breathalyzer refusals and 94 percent of insurance violations were disposed within the 60 day timeframe.

As in the past, the majority of dispositions took place before or at the arraignment stage, although the results were different for certain categories. Based on statistics relating to the number of violations (separate offenses), 82 percent of all violations disposed occurred at or before arraignment. Also, 83 percent of insurance violations and 29 percent of breathalyzer refusal matters were disposed at or before arraignment.

PENDING CASELOAD

The total number of summonses pending at the end of June decreased by 19 percent (404), dropping from 2,129 last year to 1,725. Of this number, 1,524 (88 percent) were pending over 60 days.

