


Court Statistics



THE RHODE ISLAND JUDICIARY'S QUARTERLY CASEFLOW REPORT

CORRECTED JULY 20, 2010

Volume 31, No. 1, March 2010

HIGHLIGHTS

THROUGH THE FIRST QUARTER OF 2010

SUPREME COURT APPEALS INCREASED BY 16% COMPARED TO LAST YEAR.

SUPERIOR COURT FELONY FILINGS INCREASED BY 5% FROM A YEAR AGO.

FAMILY COURT CHILD PROTECTION DISPOSITIONS EXCEEDED FILINGS DURING THE FIRST QUARTER.

DISTRICT COURT MISDEMEANOR FILINGS INCREASED BY 3% FROM A YEAR AGO.

WORKERS' COMPENSATION COURT DISPOSITIONS EXCEEDED FILINGS DURING THE QUARTER.

96% OF **TRAFFIC TRIBUNAL** SUMMONSES WERE DISPOSED WITHIN 60 DAYS.

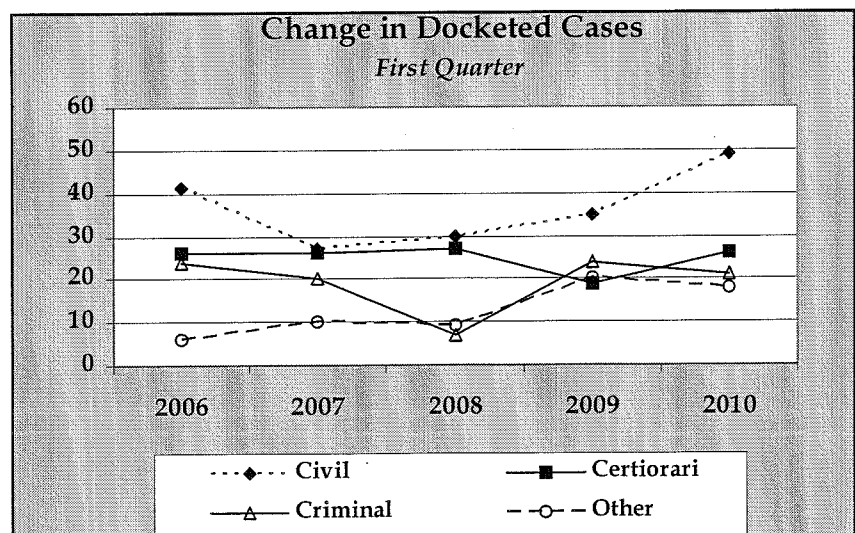
Supreme Court

This report covers the first quarter of the calendar year 2010. There were 114 Supreme Court cases docketed this quarter which was 16 (16 percent) more than those docketed during the first quarter of last year.

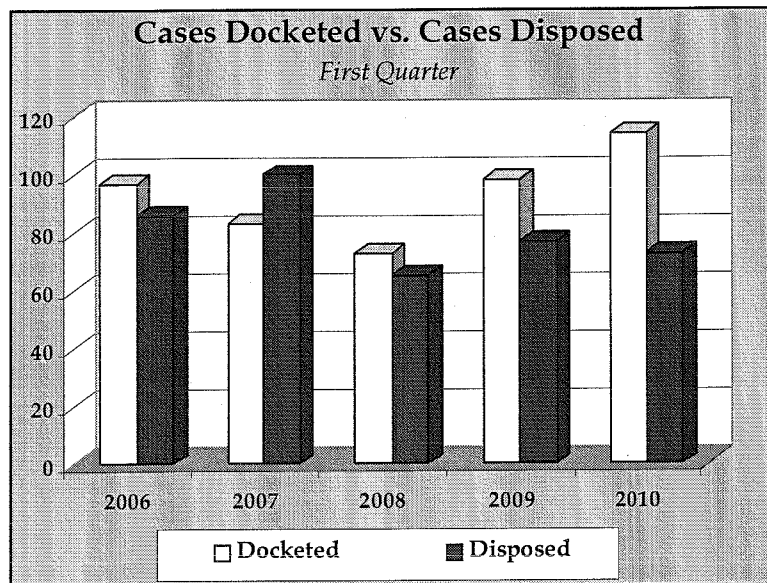
For the first quarter, civil appeals and petitions for certiorari contributed to the increase in Supreme Court filings. Civil filings rose by 14

(40 percent) from 35 to 49, while certiorari appeals increased by 7 (37 percent) from 19 to 26. Both criminal and miscellaneous appeals declined, dropping by 3 (13 percent) and 2 (10 percent), respectively.

Like the past two years, new appeals exceeded dispositions for this quarter. The number of appeals disposed was 73, which was 41 fewer than those docketed, representing a



64 percent disposition rate. As explained in more detail below, 12 (16 percent) of the 73 dispositions occurred during some stage of the Appellate Mediation Program (AMP).

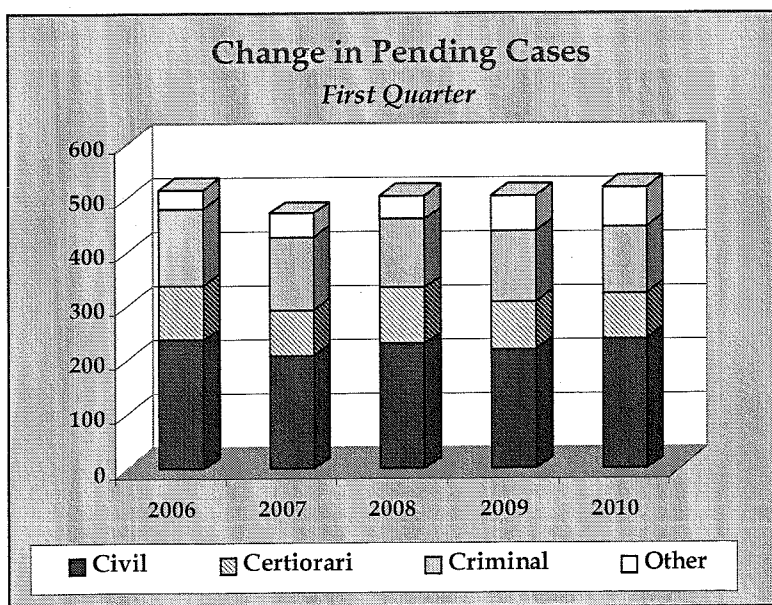


Of the 73 dispositions during the quarter, 44 (60 percent) of the appeals were disposed before argument, 18 (25 percent) were disposed after show cause, and the remaining 11 (15 percent) were disposed after full oral arguments. During the first quarter, the Supreme Court published 29 written decisions, consisting of 29 opinions and no orders. Of the 73 dispositions through March, 49 percent were disposed within 180 days, and a total of 51 percent were disposed within 300 days.

At the end of the period, the pending caseload was 519, an increase of 16 (3 percent) compared to

last year (503). This was the result of an increase in pending civil appeals and petitions for certiorari, combined with decreases in the criminal and miscellaneous categories. Compared to last year, pending criminal appeals declined by 10 (8 percent), and petitions for certiorari dropped by 3 (3 percent). Pending miscellaneous appeals increased by 10 (16 percent), and civil appeals by 6 (3 percent).

During the first quarter, there were 43 new cases added to the AMP. Of the 43 new cases added, 18 were deemed either ineligible or inappropriate. During this time period, 12 cases were disposed at some stage in the mediation process, representing a 48 percent disposition rate. Six of the 12 dispositions were settled at or after mediation, while the remaining 6 were dismissed or withdrawn at an earlier stage in the mediation process. As of March 31, 2010, there were 45 cases active in the program.



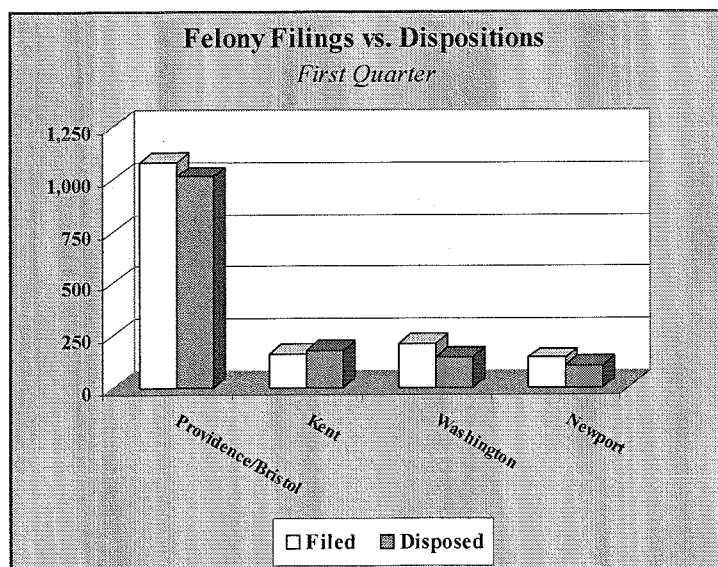
Superior Court

Statewide felony filings in Superior Court increased in the first quarter of 2010 compared to last year. The number filed rose by 71 (5 percent) from 1,518 to 1,589. Felony filings increased in Washington and Newport Counties, but declined in both Providence/Bristol and Kent Counties. In Providence/Bristol County, felony filings decreased by 62 (5 percent), while in Kent County, they dropped by 21 (12 percent). In Washington County, felony filings increased by 87 (72 percent); and in Newport County, they rose by 67 (91 percent).

Overall, felony filings exceeded dispositions with a statewide disposition rate of 90 percent. In Providence/Bristol County, the disposition rate was 94 percent; in Washington County, it was 69 percent; and in Newport County, the rate was 73 percent. In Kent County, dispositions exceeded filings.

The Superior Court established a goal of 180 days for the disposition of felony cases and achieved this in roughly 56 percent of the cases during the first quarter of

Felony Filings	2006	2007	2008	2009	2010
Providence/Bristol	1,119	1,269	1,047	1,141	1,079
Kent	236	195	168	182	161
Washington	193	131	145	121	208
Newport	103	76	84	74	141
Total	1,651	1,671	1,444	1,518	1,589
Misdemeanor Filings					
Providence/Bristol	33	40	37	15	43
Kent	12	6	10	8	12
Washington	8	14	4	4	11
Newport	6	9	20	17	24
Total	59	69	71	44	90
Civil Cases added to the Trial Calendar					
Providence/Bristol	321	300	356	294	243
Kent	71	59	70	72	64
Washington	50	38	37	39	42
Newport	29	24	36	25	19
Total	471	421	499	430	368



2010. Newport County handled 67 percent of its felony caseload within 180 days. Kent County met the 180 day guideline in 82 percent of the felonies disposed through March. Washington County achieved it in 80 percent of the cases, and in Providence/Bristol County, the figure was 42 percent.

The number of felonies pending statewide totaled 2,971 at the end of March, up by 11 percent (308) from last year. Of the 2,971 felonies pending, 46 percent had been pending over 180 days from filing. Providence/Bristol County had 1,239 cases over 180 days old; Washington County had 21; Kent County had 55; and Newport County had 42.

Misdemeanor appeals in the first quarter have increased by 46 (105 percent), rising from 44 last year to 90

in 2010. All counties experienced an increase in misdemeanor filings. Misdemeanor appeals in Providence/Bristol County rose by 28 (187 percent); in Kent County, they increased by 4 (50 percent); in both Washington and Newport Counties, the increase was 7 (175 percent and 41 percent, respectively).

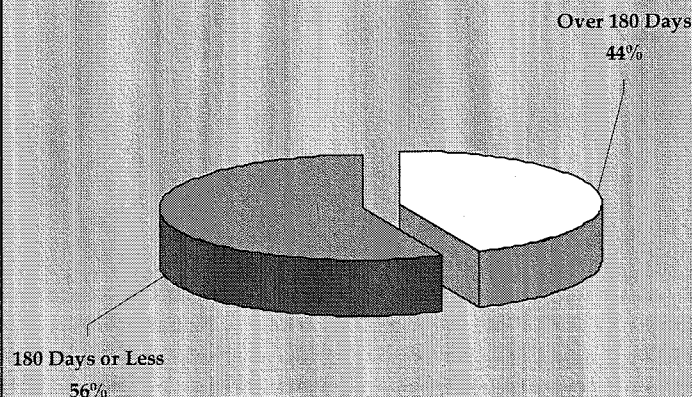
Misdemeanor filings exceeded dispositions statewide with a disposition rate of 91 percent. In Providence/Bristol, Kent, and Newport Counties, filings also exceeded dispositions. The disposition rate for Providence/Bristol County was 95 percent; Kent County was 58 percent; and Newport County had a disposition rate of 83 percent. On the contrary, Washington County dispositions exceeded filings, resulting in a disposition rate of more than 100 percent for the first quarter of 2010. At the end of March, there were 173 misdemeanor appeals pending statewide, up by 11 (7 percent) from 162 last year. Of the 173 pending misdemeanors, 58 percent (101) were over 90 days old.

Civil filings totaled 2,819 for the first quarter, increasing by 127 (5 percent) compared to last year. With respect to civil dispositions through March, the number rose from 1,613 in 2009 to 1,793 in 2010, an increase of 180 (11 percent).

Contrary to the increase in civil filings, the number of cases added to the civil trial calendar through March declined by 62 (14 percent) compared to the first quarter last year. The number of cases added in Providence/Bristol County dropped by 51 compared to last year, while the number in Newport County decreased by 6 and that in Kent County dropped by 8. However, in Washington County, cases added to the civil trial calendar increased by 3.

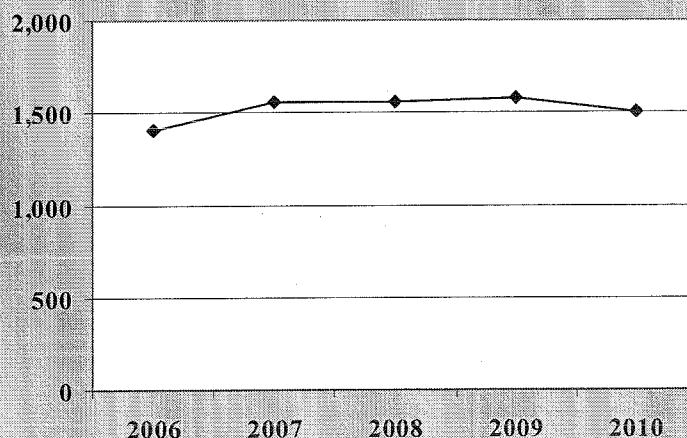
Time from Filing to Disposition for Felony Cases

First Quarter
Statewide



Civil Trial Calendar Pending Caseload

Providence/Bristol County
First Quarter



All counties disposed more civil cases than were added to the calendar in the first quarter. At the end of the quarter, the number of cases pending trial statewide decreased by 130 (6 percent). In Providence/Bristol County, the number of civil cases pending trial dropped by 76; in Washington County, the number decreased by 2; and in Newport County, they saw a decline of 64. Conversely, in Kent County, the number of civil cases pending trial rose by 12.

Family Court

In the first quarter of 2010, Family Court juvenile filings decreased by 1 percent compared to last year, declining by 27 from 2,604 to 2,577. There were some variations from last year based on the type of case. In two of the categories, violations and "other" petitions, there was an increase in filings by 34 (16 percent) and 12 (109 percent), respectively. The remaining four categories all decreased; termination of parental rights (TPR) petitions

dropped by 13 (14 percent), wayward/delinquent petitions by 24 (1 percent), dependency/neglect/abuse (DNA) by 34 (8 percent), and adoption/guardianship by 2 (2 percent).

When reviewing filings by location, juvenile filings in the first quarter were lower in all counties, except Providence/Bristol County, compared to a year ago. In Newport County, juvenile filings dropped by 9 (6 percent); in Kent County, they declined by 52 (14 percent); and in Washington County, they decreased by 9 (6 percent). In Providence/Bristol County, juvenile filings increased by 42 (2 percent).

<i>Juvenile Filings by Case Type</i>	2006	2007	2008	2009	2010
Wayward/Delinquent	1,954	2,060	2,014	1,748	1,724
Dependency/Neglect/Abuse	629	508	422	425	391
Termination of Parental Rights	100	97	109	93	80
Adoption/Guardian	141	112	105	119	117
Violations	265	295	259	208	242
Other	21	12	14	11	23
Total	3,110	3,084	2,923	2,604	2,577
<i>Juvenile Filings by County</i>					
Providence/Bristol	2,246	2,218	2,123	1,866	1,908
Kent	467	514	442	362	310
Washington	245	224	219	217	209
Newport	152	128	139	159	150
Total	3,110	3,084	2,923	2,604	2,577
<i>Divorce Filings by County</i>					
Providence/Bristol	842	800	796	741	773
Kent	198	191	188	188	204
Washington	158	124	125	131	142
Newport	115	91	92	72	79
Total	1,313	1,206	1,201	1,132	1,198
<i>Abuse Filings</i>					
Courtwide	529	519	529	506	551

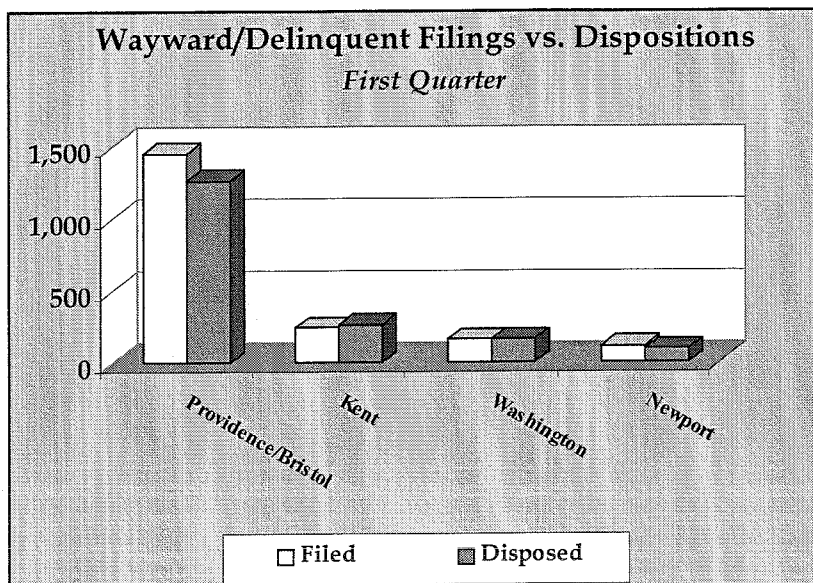
In the wayward/delinquent category, which includes violations of probation and court orders, the statewide disposition rate was 91 percent. In Kent County, wayward/delinquent dispositions exceeded filings. In Providence/Bristol County the disposition rate for the wayward/delinquent category was 87 percent; in Washington County, it was 99 percent; and in Newport County, it was 84 percent. Like last year, in the child protection category, statewide dispositions exceeded filings, as well as in each county.

The Family Court has established a timeframe of 180 days as the goal for adjudicating juvenile cases. This goal measures the time from filing until a finding is entered,

not the time to final disposition of a case. In the quarter, Kent County adjudicated 67 percent of its wayward/delinquent cases within 180 days (again with violations included). In Newport County, 62 percent of the cases were handled within the guideline; for both Washington County and Providence/Bristol County, 75 percent were adjudicated within 180 days. For wayward/delinquent cases handled informally, the goal is 45 days.

Through March, 82 percent of the cases met this goal; while 97 percent were handled within 90 days.

In child protection cases statewide, Family Court met the 180 day guideline in 81 percent of the cases for TPR and in 47 percent of the cases for DNA matters. A specific area the court monitors closely is the cases pending on the contested TPR calendar in Providence/Bristol County. At the end of March, 43 cases, representing 28

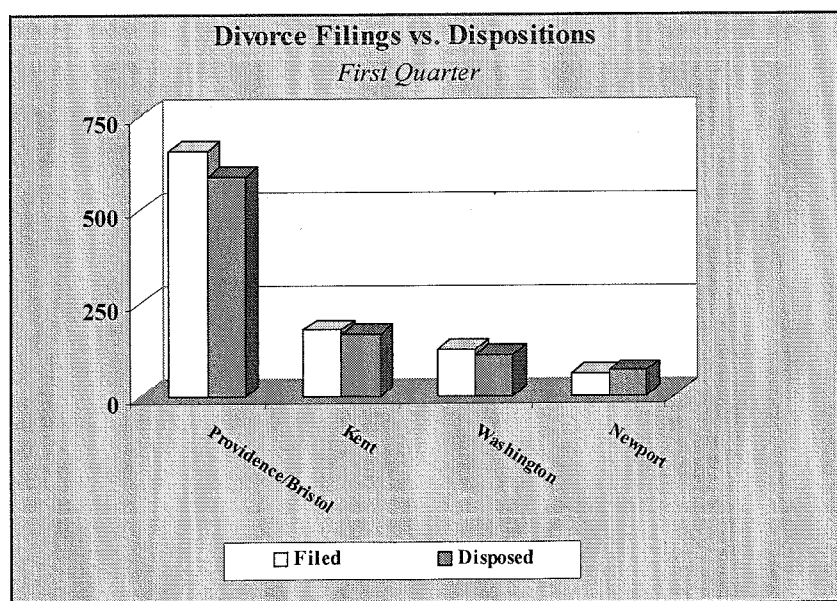


families, remained on this calendar, and 7 cases were over 180 days old.

On the domestic side, divorce filings were higher than last year in all counties. Statewide the number filed increased by 66 (6 percent). For the first quarter, divorce dispositions exceeded filings in Newport County. The disposition rate in Providence/Bristol County was 90 percent;

in Washington County, it was 89 percent; and in Kent County, the disposition rate was 94 percent

At the end of the quarter, the total number of divorce cases pending over a year was 15 statewide. Providence/Bristol County had 12 divorce cases pending over one year, while Kent County had 2. In Newport County, the total was only 1, and in Washington County, there were 0.



District Court

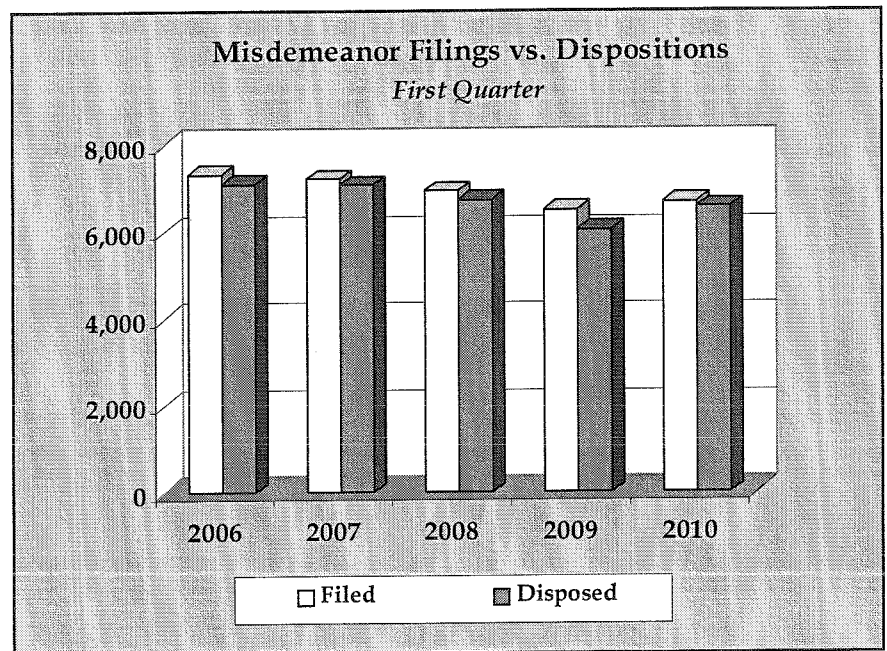
In District Court, misdemeanor filings increased during the first quarter compared to last year. The total number filed rose from 6,512 last year to 6,697, an increase of 185 (3 percent). In the Second Division, misdemeanor filings increased by 93 (16 percent) and in the Third Division, they rose by 120 (7 percent). In both the Fourth and Sixth Divisions, filings declined by 1 percent, dropping by 4 and 25, respectively.

The 6,697 statewide misdemeanor case filings in the quarter were comprised of 9,092 individual counts. In the Second Division, the 672 misdemeanor cases filed represented 865 counts, while the Third Division misdemeanor case filings (1,915) resulted in 2,512 counts. Furthermore, the 772 misdemeanor cases filed in the Fourth Division included 1,160 counts, and in the Sixth Division, the 3,338 misdemeanor case filings comprised of 4,555 counts.

In general, the District Court continued to handle its misdemeanor caseload in a timely and efficient manner. Overall, the disposition rate for misdemeanors was 98 percent through March. The Second Division had a disposition rate of 95 percent. In the Third Division, the rate was 98 percent, and in both the Fourth and Sixth Divisions, the disposition rate was 99 percent.

The court's goal is to dispose misdemeanors within 60 days of filing. This quarter, both the Second and Third

Divisions handled 79 percent of their misdemeanor caseloads within 60 days. In the Fourth Division, they met the 60 day goal in 73 percent of the cases; while the Sixth Division met the 60 day guideline in 76 percent of its misdemeanor cases.



At the end of the first quarter, there were a total of 3,273 misdemeanors pending; 53 percent were less than 60 days old, and another 17 percent were between 60 and 180 days old. In the Second Division, the number of misdemeanors pending more than 60 days was 93; in the Third Division, it was 1,047; it was 73 in the Fourth Division and 313 in the Sixth Division. The total number of misdemeanors over 60 days old was 1,526, down 34 percent from 2,329 a year ago.

Misdemeanor Filings	2006	2007	2008	2009	2010
Second	527	565	581	579	672
Third	1,312	1,942	1,813	1,795	1,915
Fourth	952	889	913	776	772
Sixth	4,553	3,815	3,637	3,362	3,338
Total	7,344	7,211	6,944	6,512	6,697
Felony Filings					
Courtwide	2,010	2,028	1,806	1,694	1,782
Civil Filings					
Second	278	318	372	297	305
Third	618	1,311	1,281	1,714	1,618
Fourth	309	383	473	420	481
Sixth	3,504	3,665	4,257	3,379	3,252
Total	4,709	5,677	6,383	5,810	5,656
Small Claims					
Second	229	279	248	162	172
Third	522	1,627	1,951	1,842	993
Fourth	341	379	445	328	223
Sixth	3,468	3,034	3,549	2,496	1,897
Total	4,560	5,319	6,193	4,828	3,285
Abuse Filings					
Courtwide	151	179	240	244	211

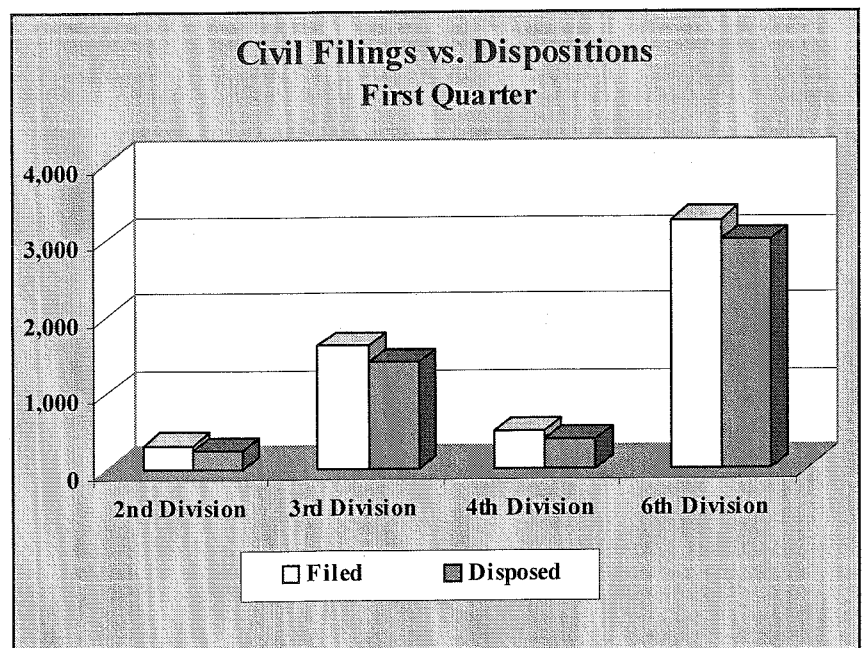
Civil Filings rose by 61 (15 percent) in the Fourth Division and by just 8 (3 percent) in the Second Division. Abuse filings dropped by 33, representing a 14 percent decrease over last year. In addition, small claims decreased compared to a year ago. Overall, the number of small claims filed dropped by 1,543 (32 percent) compared to last year and was lower in every division except the Second Division where they increased by 10 (6 percent).

The statewide disposition rate for civil cases was 88 percent, up from 79 percent last year. Also, dispositions exceeded filings for small claims, resulting in a disposition rate that increased from 114 percent

Felony filings in the first quarter of 2010 increased over last year's figures. Felony filings rose from 1,694 to 1,782, representing a 5 percent increase statewide. The number filed rose by 93 (9 percent) in the Sixth Division and by 14 (11 percent) in the Fourth Division. In contrast, felony filings dropped by 5 (4 percent) in the Second Division and by 14 (3 percent) in the Third Division.

On the civil side, statewide filings through March declined by 154 (3 percent) from 5,810 in the first quarter of 2009 to 5,656 for the comparable time period in 2010. Civil filings decreased in both the Third and Sixth Divisions by 96 (6 percent) and 127 (4 percent), respectively.

in 2009 to 161 percent this year.



Workers' Compensation Court

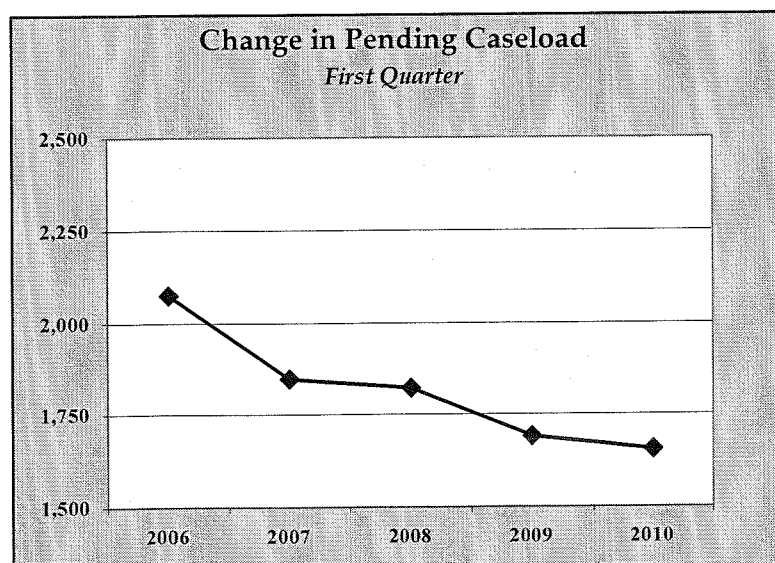
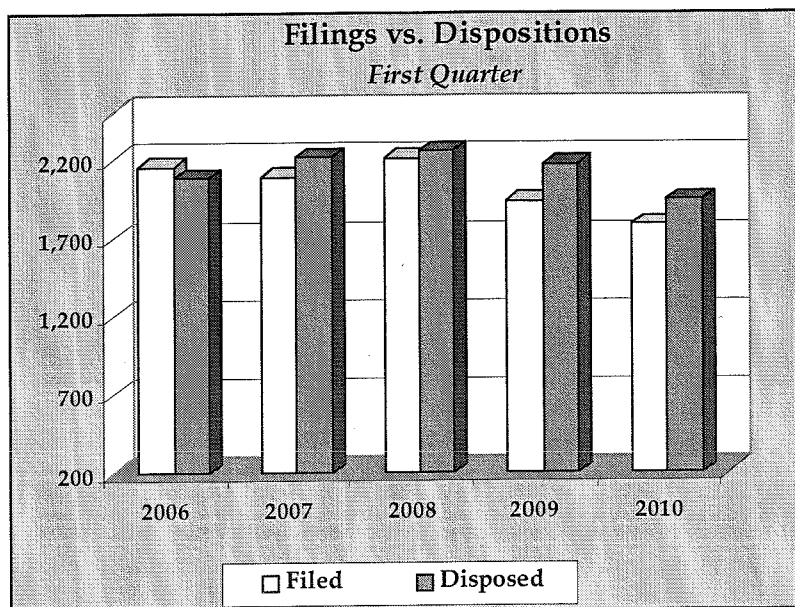
The number of petitions filed in the Workers' Compensation Court during the first quarter decreased by 146 from last year. A year ago there were 1,931 petitions filed through March, and this year there were 1,785, a difference of 8 percent.

Based on type of case, some cases increased, while some decreased compared to a year ago. Employer petitions rose by 26 (8 percent), while both lump sum settlements and medical payments increased by 5 (3 percent and 56 percent, respectively). On the contrary, employee petitions dropped by 32 (6 percent), petitions to enforce by 14 (7 percent), original petitions by 117 (18 percent), and miscellaneous petitions by 19 (32 percent).

Like last year, dispositions exceeded filings during the first quarter. The number disposed (1,889) was 104

more than the number filed (1,785). At the pretrial stage, dispositions accounted for 75 percent of the total, a slightly lower percentage than last year (77 percent). The percentage of cases disposed at pretrial within 30 days of filing (65 percent) was also lower than a year ago (67 percent). At trial, 81 percent of the cases were handled within 270 days.

Compared to last year, the total number of petitions pending dropped from 1,691 to 1,654, a decrease of 37 (2 percent). Similarly, the number pending trial dropped from 727 to 715, a decline of 12 (1 percent). In addition, the petitions pending trial over 270 days saw an increase of 12 percent from 227 to 255, representing 36 percent of the total number pending trial.



Rhode Island Traffic Tribunal

The number of summonses issued to the Rhode Island Traffic Tribunal (RITT) decreased during the first quarter of 2010, dropping by 9 percent from 23,677 last year to 21,465. RITT summonses accounted for 60 percent of the total summonses issued this period.

In contrast with the overall decrease in RITT summonses, there was an increase in both breathalyzer refusals and insurance violations. Compared to last year, breathalyzer refusals rose by 59 (15 percent) to 451, and insurance violations increased by 176 (8 percent) to 2,315.

RITT summonses exceeded dispositions by 388, representing a disposition rate of 98 percent. Payments by mail represented 32 percent of total dispositions, and the remaining 68 percent were disposed by court hearings.

Filings	2006	2007	2008	2009	2010
Total Summonses Issued *	61,246	57,052	50,221	36,179	35,938
RITT Summonses Issued	32,098	28,212	24,444	23,677	21,465
Total Violations	38,543	34,362	29,216	28,176	26,304
RITT Dispositions					
Court Hearings	19,303	19,132	16,282	15,501	14,401
Payments by Mail	12,585	10,724	9,168	8,127	6,676
Total Disposed	31,888	29,856	25,450	23,628	21,077
* Includes summonses issued to RITT and municipal courts.					

The RITT has adopted 60 days from initial appearance as the goal for disposing summonses; and in the first quarter, 96 percent of all dispositions met this guideline. Furthermore, 83 percent of breathalyzer refusals and 93 percent of insurance violations were disposed within the 60 day timeframe.

As in the past, the majority of dispositions took place before or at the arraignment stage, although the results were different for certain categories. Based on statistics relating to the number of violations (separate offenses), 82 percent of all violations disposed occurred at or before arraignment. Also, 83 percent of insurance violations and 33 percent of breathalyzer refusal matters were disposed at or before arraignment.

The total number of summonses pending at the end of March was 2,269, a 14 percent increase compared to last year (1,976). Of the 2,269 summonses pending, 1,436 (63 percent) were pending over 60 days, down slightly from 65 percent last year.

