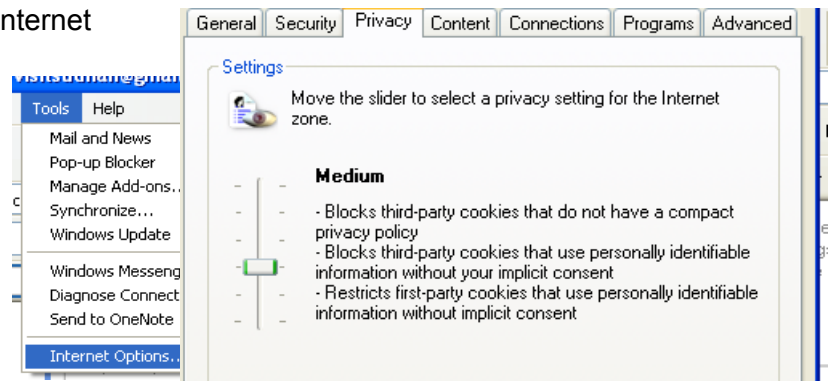


Before proceeding to pay, you must ensure that you have enabled certain online settings.

First, you must have your computer set to the appropriate privacy settings. Having your privacy set higher than medium will prevent you from proceeding to pay online.

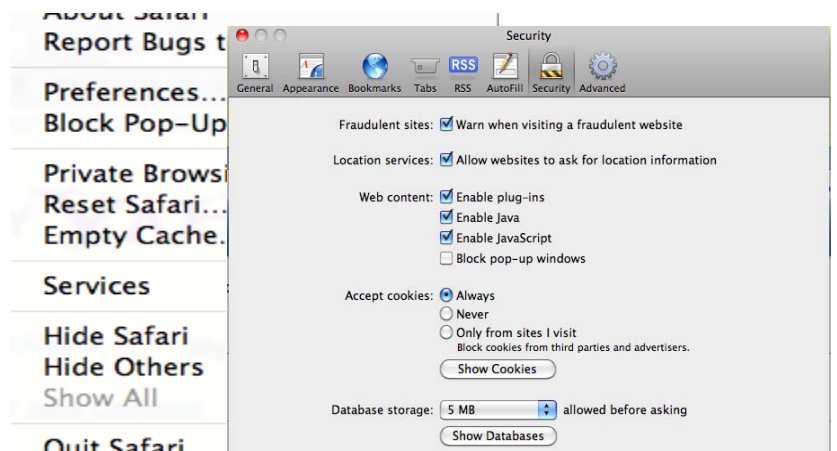
If you use **Internet Explorer 7.0 or 8.0** for Internet access:

1. Select "Tools" from the top menu bar;
2. Select "Internet Options" from the drop down selection options;
3. Click on the "Privacy" tab;
4. Set the privacy setting to "Medium" or "Low"; and
5. Click "OK".



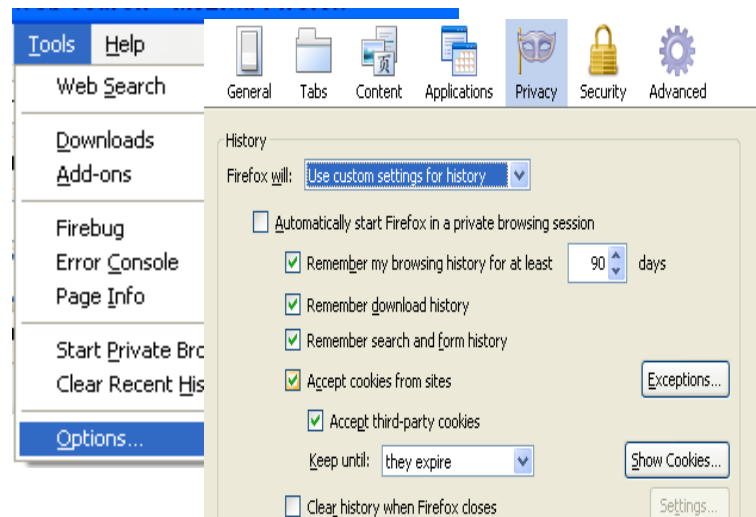
If you use **Safari 4.0 or 5.0** for Internet access:

1. Select "Safari" from the top menu bar;
2. Select "Preferences" from the drop down selection options;
3. Click on the "Security" tab; and
4. Select "Always" under the "Accept cookies" section.



If you use **Firefox 3.5 or 3.6** for Internet access:

1. Select "Tools" from the top menu bar;
2. Select "Options" from the drop down selection options;
3. Click on the "Privacy" tab;
4. Select Firefox will Use custom settings for history
5. Check the "Accept cookies from sites" box;
6. Check the "Accept third-party cookies" box is checked; and
7. Click "OK".



If you use **Google Chrome 6.0** and **7.0** for Internet access

1. Select tools from menu bar;
2. Select “Options” from the drop down selection.
3. Click on the “Under the hood” tab.
4. Select “Content settings”
5. Check to make sure “block all third-party cookies without exception is NOT selected.
6. Click on Close

